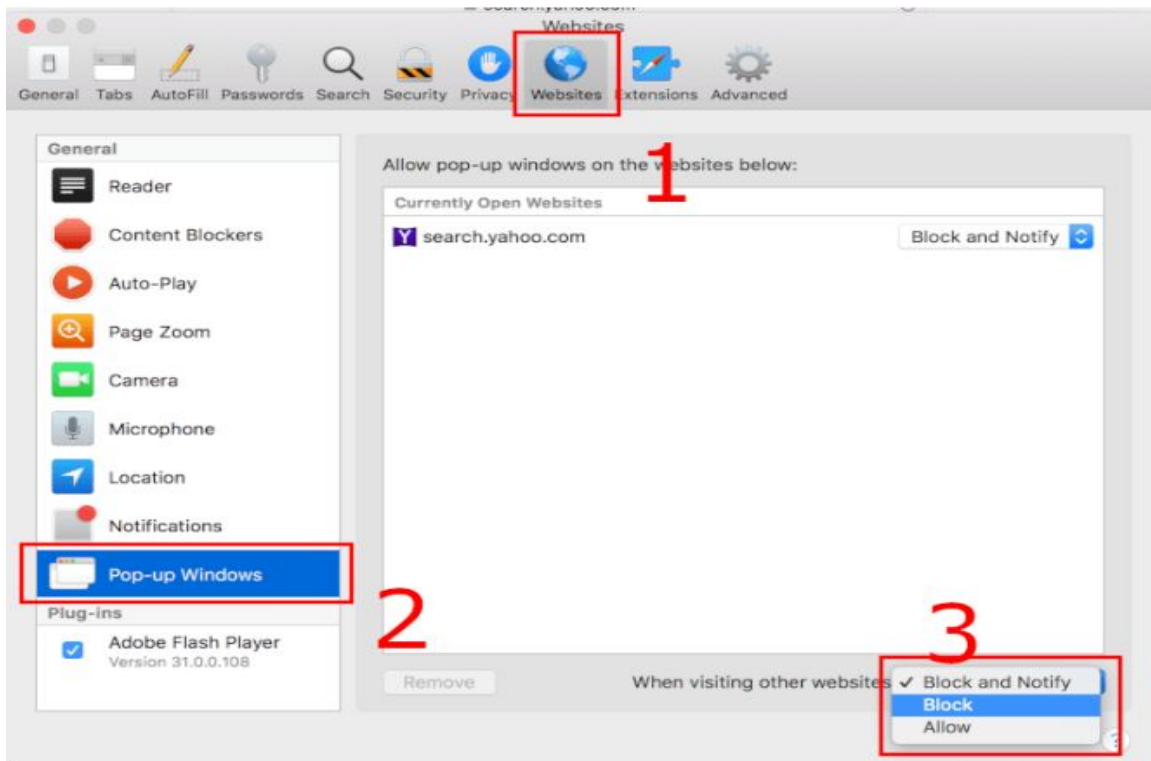


## Safari 12 for MacOS

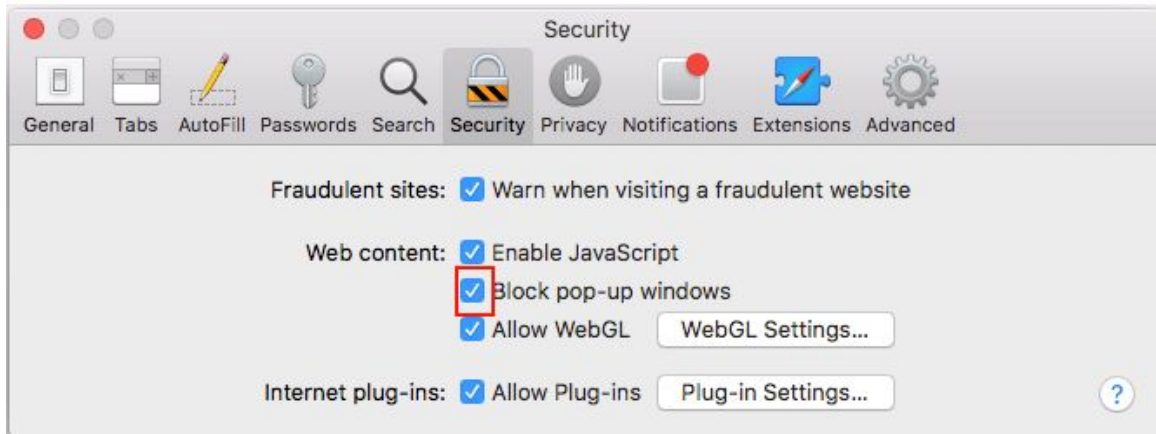
### Block or Allow Websites by Default

1. Select **"Safari" > "Preferences"**, then select on **"Websites"** at the top of the window.
2. Select **"Pop-up Windows"** on the left side.
3. Use the **"When visiting other websites"** drop-down menu to one of the following:
  - **Block and Notify**
  - **Block**
  - **Allow**



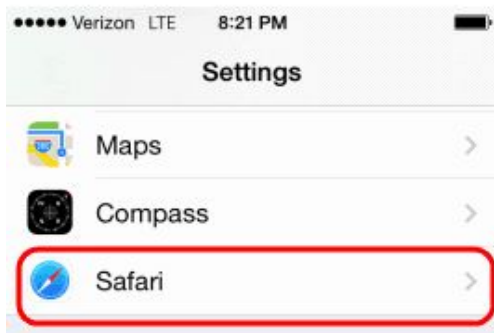
## Safari 11 and 10 MacOS

1. Select "Safari" > "Preferences".
2. Click on "Security" at the top of the window.
3. Check the box "Block pop-up windows" to enable this feature. Uncheck it to disable it.



## iPhone and iPad

1. From the Home screen, select "Settings".
2. Choose "Safari"



3. Slide the "Block Pop-ups" to "On" (green) to block pop-ups, or slide it to "Off" (white) to never block pop-ups

